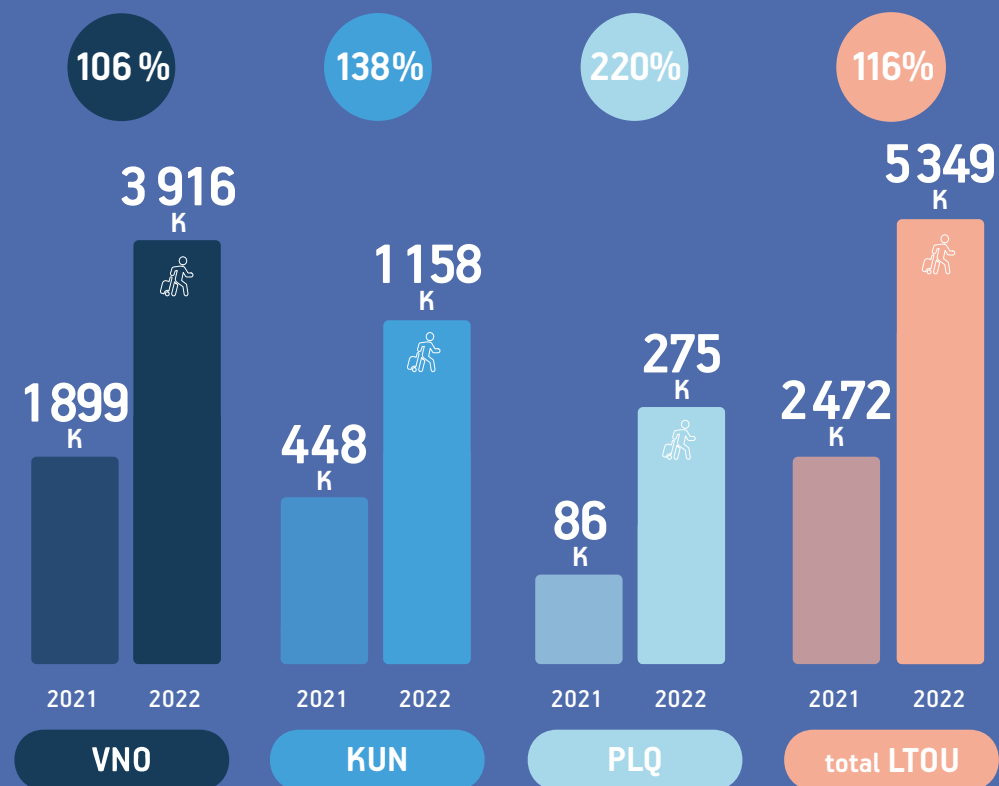


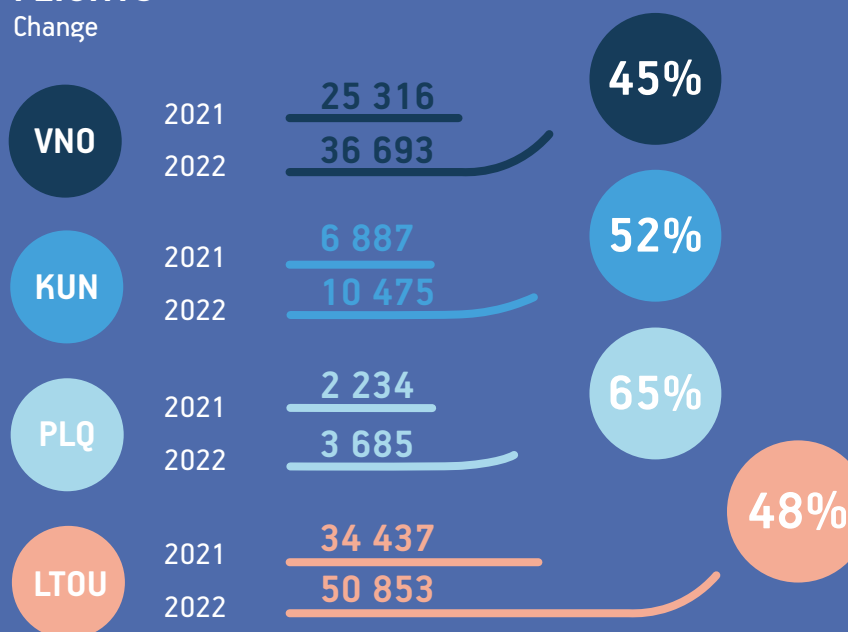
# LITHUANIAN AIRPORTS 2022 AVIATION STATISTICS OVERVIEW

VNO KUN PLQ

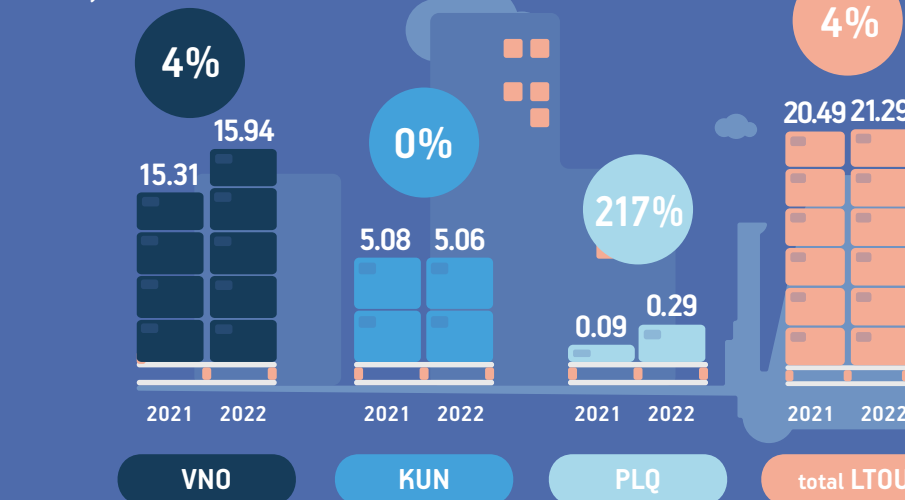
## PASSENGERS, K. CHANGE



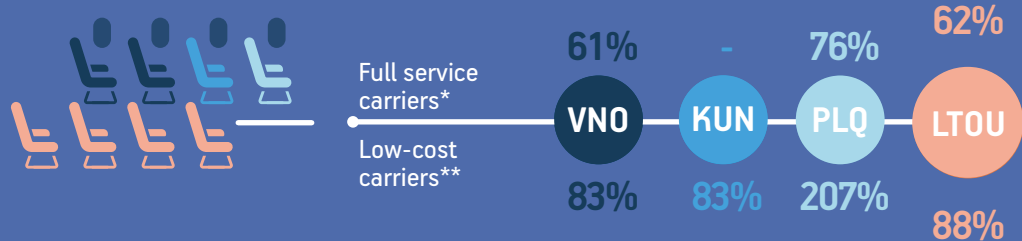
## FLIGHTS Change



## CARGO, K, T Change



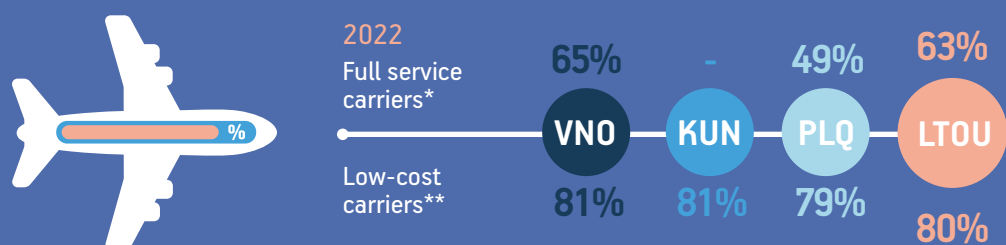
## SEATS OFFERED Change 2021 vs 2022



\* - Airlines operating scheduled flights excluding low-cost carriers

\*\* - Ryanair, Wizz Air, Norwegian Air Shuttle

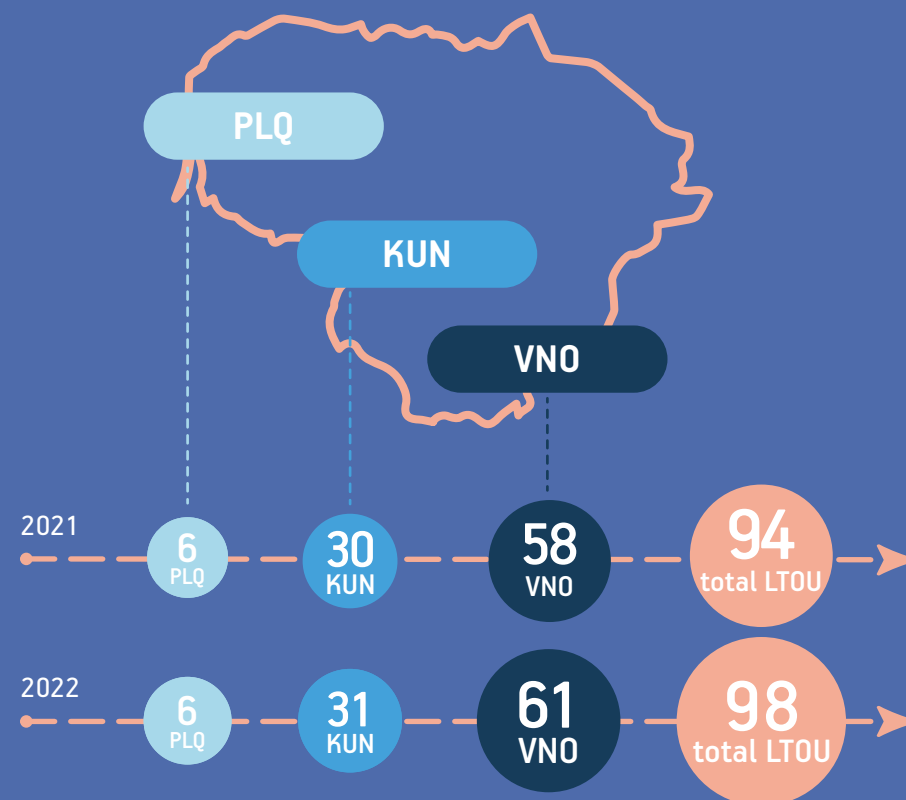
## AVERAGE LOAD FACTOR



\* - Airlines operating scheduled flights excluding low-cost carriers

\*\* - Ryanair, Wizz Air, Norwegian Air Shuttle

## NUMBER OF ROUTES



## TOP 10 COUNTRIES BY PASSENGERS

COUNTRY	PASSENGER SHARE
1. UNITED KINGDOM	21%
2. GERMANY	9%
3. NORWAY	8%
4. DENMARK	8%
5. ITALY	6%
6. POLAND	6%
7. IRELAND	5%
8. LATVIA	4%
9. NETHERLANDS	4%
10. SPAIN	4%

## TOP 10 DESTINATIONS BY PASSENGERS

DESTINATION	PASSENGER SHARE
1. London LTN	10%
2. Copenhagen CPH	5%
3. London STN	5%
4. Oslo OSL	5%
5. Warsaw WAW	5%
6. Riga RIX	4%
7. Dublin DUB	4%
8. Frankfurt FRA	3%
9. Helsinki HEL	3%
10. Eindhoven EIN	3%

## TOP 5 AIRLINES BY PASSENGERS

RYANAIR	48%	LOT POLISH AIRLINES	6%
WIZZ AIR	19%	SAS SCANDINAVIAN AIRLINES	4%
AIR BALTIC	10%		