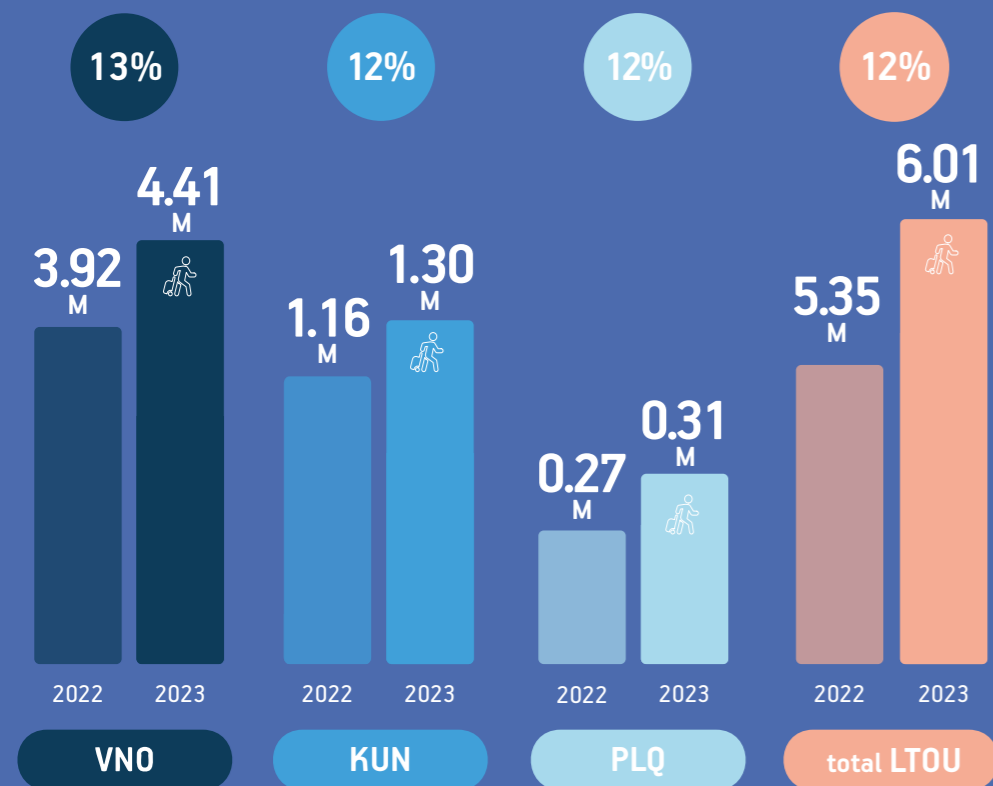


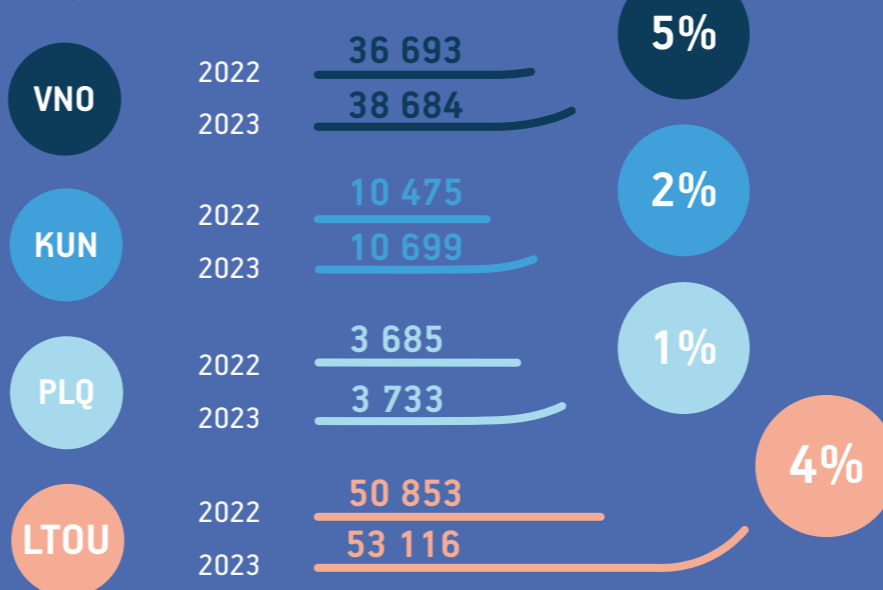
LITHUANIAN AIRPORTS 2023 AVIATION STATISTICS OVERVIEW

VNO KUN PLQ

PASSENGERS, K. CHANGE



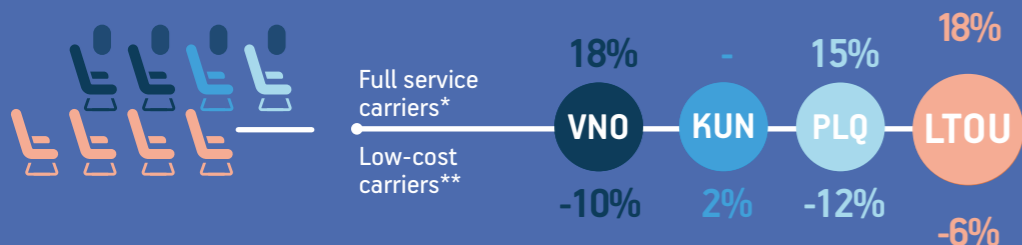
FLIGHTS Change



CARGO, K, T Change

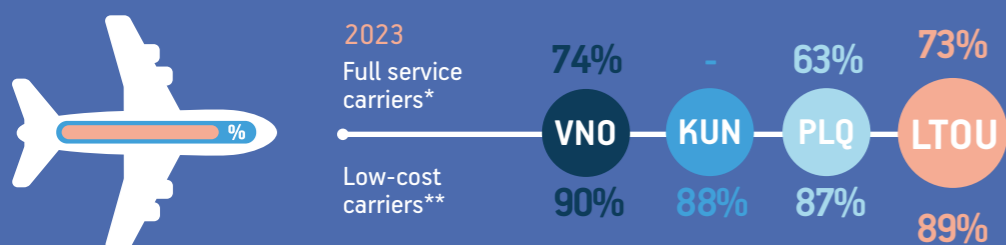


SEATS OFFERED Change 2022 vs 2023



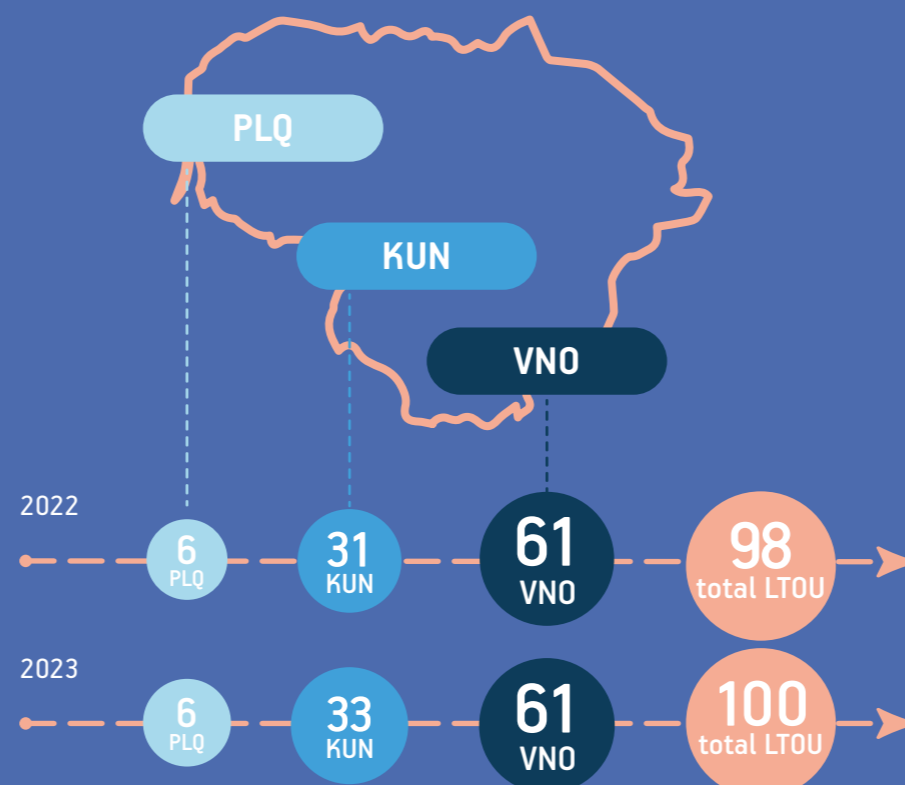
* - Airlines operating scheduled flights excluding low-cost carriers
 ** - Ryanair, Wizz Air, Norwegian Air Shuttle

AVERAGE LOAD FACTOR



* - Airlines operating scheduled flights excluding low-cost carriers
 ** - Ryanair, Wizz Air, Norwegian Air Shuttle

NUMBER OF ROUTES



TOP 10 COUNTRIES BY PASSENGERS

COUNTRY	PASSENGER SHARE
1. UNITED KINGDOM	18%
2. GERMANY	10%
3. ITALY	8%
4. NORWAY	8%
5. DENMARK	7%
6. LATVIA	6%
7. POLAND	6%
8. SPAIN	5%
9. NETHERLANDS	4%
10. IRELAND	4%

TOP 10 DESTINATIONS BY PASSENGERS

DESTINATION	PASSENGER SHARE
1. London LTN	9%
2. Riga RIX	6%
3. London STN	5%
4. Copenhagen CPH	5%
5. Warsaw WAW	5%
6. Oslo OSL	5%
7. Frankfurt FRA	4%
8. Istanbul IST	4%
9. Dublin DUB	3%
10. Stockholm ARN	3%

TOP 5 AIRLINES BY PASSENGERS

RYANAIR	45%	LOT POLISH AIRLINES	6%
WIZZ AIR	17%	SAS SCANDINAVIAN AIRLINES	5%
AIR BALTIC	12%		