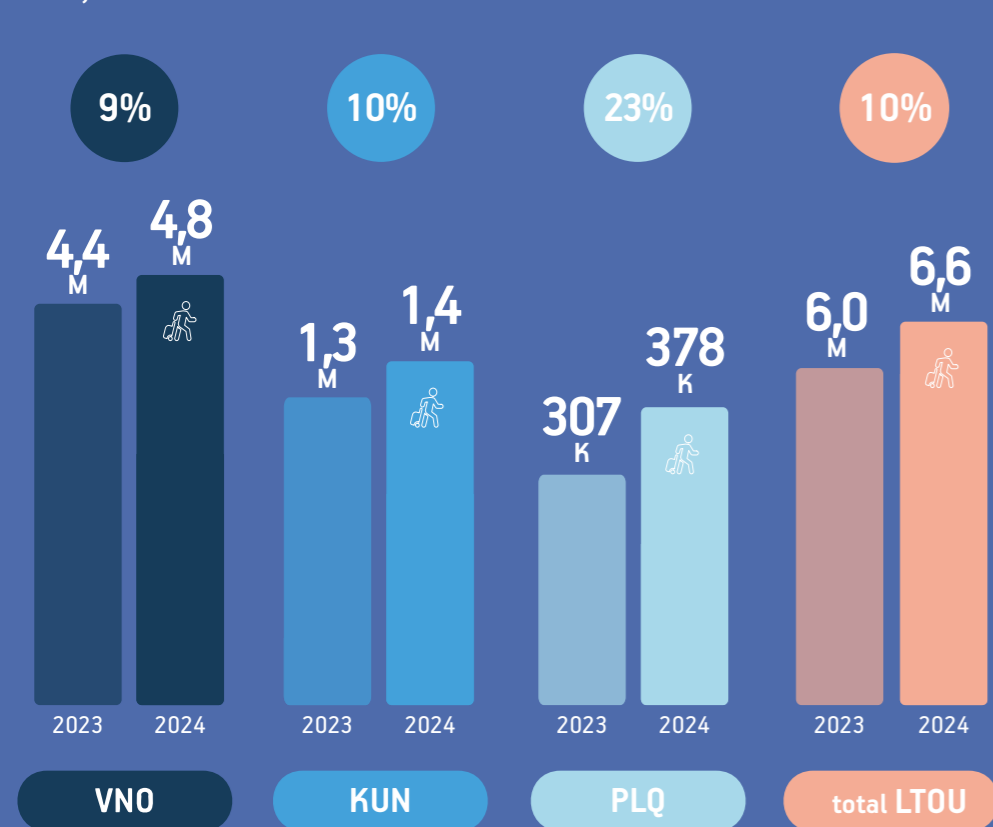


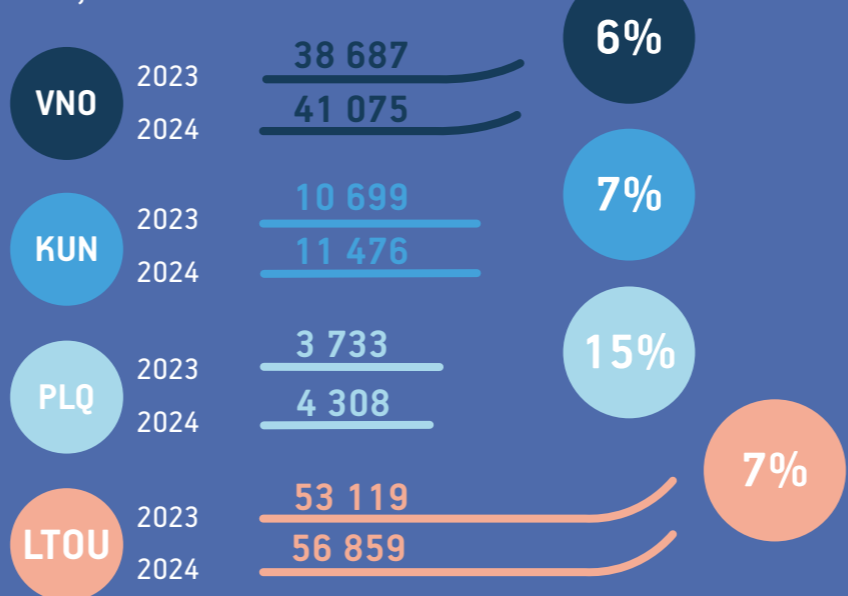
LITHUANIAN AIRPORTS 2024 AVIATION STATISTICS OVERVIEW

VNO KUN PLQ

PASSENGERS, K.



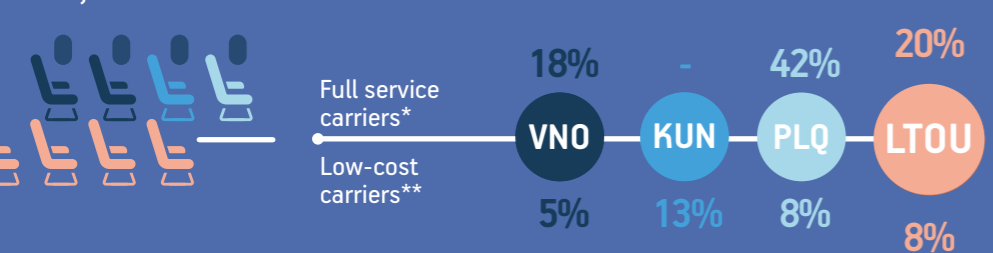
FLIGHTS



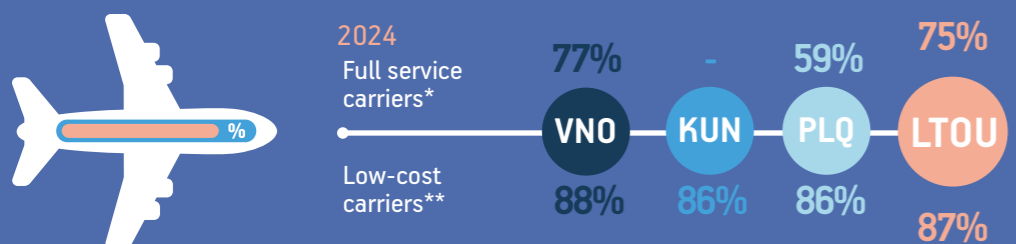
CARGO, K, T



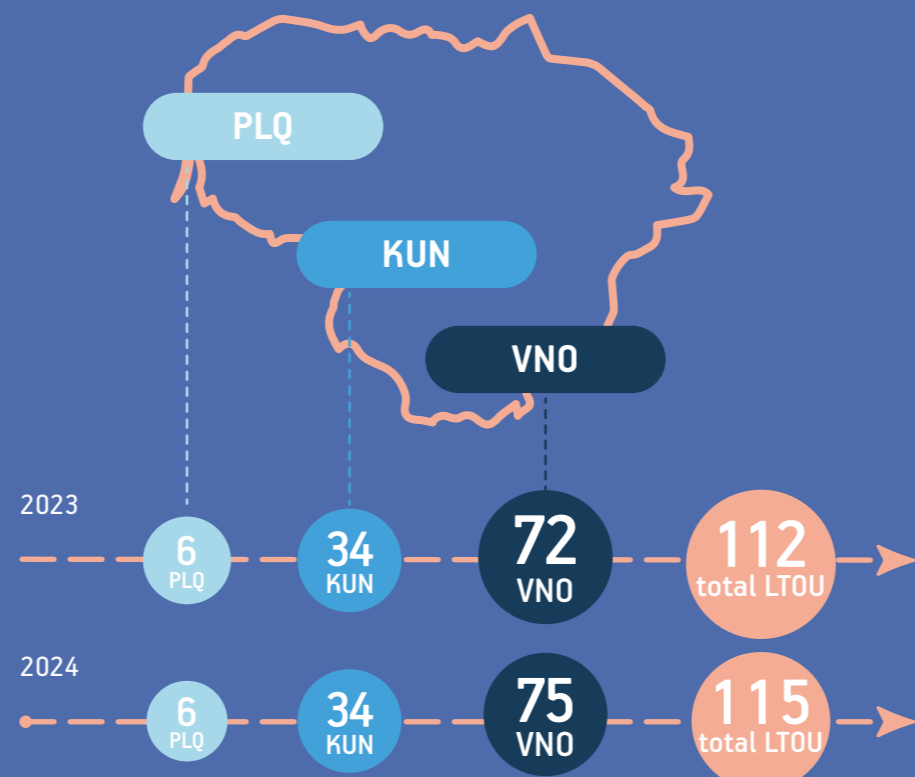
SEATS OFFERED



AVERAGE LOAD FACTOR



NUMBER OF ROUTES***



TOP 10 COUNTRIES BY PASSENGERS

COUNTRY	PASSENGER SHARE
1. UNITED KINGDOM	17%
2. GERMANY	11%
3. ITALY	10%
4. DENMARK	7%
5. SPAIN	7%
6. LATVIA	6%
7. POLAND	5%
8. NORWAY	4%
9. SWEDEN	4%
10. NETHERLANDS	4%

TOP 10 DESTINATIONS BY PASSENGERS

DESTINATION	PASSENGER SHARE
1. London LTN	8%
2. Copenhagen CPH	7%
3. Riga RIX	6%
4. London STN	5%
5. Warsaw WAW	5%
6. Oslo OSL	4%
7. Frankfurt FRA	4%
8. Stockholm ARN	4%
9. Istanbul IST	3%
10. Berlin BER	3%

TOP 5 AIRLINES BY PASSENGERS

RYANAIR	47%	LOT POLISH AIRLINES	6%
AIR BALTIC	14%	SAS SCANDINAVIAN AIRLINES	6%
WIZZ AIR	13%		

* - Airlines operating scheduled flights excluding low-cost carriers
 ** - Norwegian Air Shuttle, PLAY Airlines, Ryanair, Wizz Air
 *** - The number of routes was calculated using a new methodology